


OILMASTER 2

adjustable chain lubrication

Masterlube Systems is proud to offer a unique multi-line mechanical chain oil system purpose designed for agricultural - industrial machinery. Oilmaster 2 is an award winning design that uses standard oils and allows each output to be adjusted to suit changing crop, weather and soil conditions.

- A system designed for use with any normal SAE 20-30 engine oil*.
- Each chain serviced with its own piston element.
- System allows for large chains to be "flooded" with oil.
- Each individual point easily and simply adjustable.
- Mechanical operation (no electrics or hydraulics).
- Simple in operation & easy to install and maintain.
- Exceptional value for money



NEW

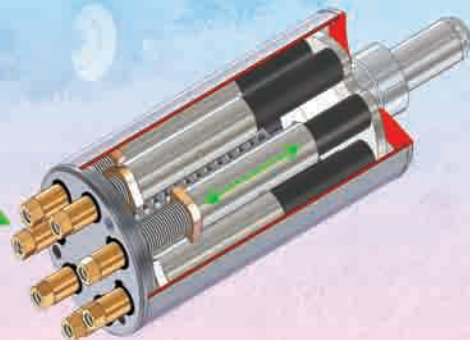


Specification:
Output Adjustable zero - 2cc per stroke
Suggested oils*: SAE 20 for cold weather applications
and SAE 30 for warm weather operations.
Operation Stroke: 25mm

APPLICATION:

All applications where reliable chain lubrication is required in tough environments.

Ideal for round balers, harvesters, conveyors, square balers, static & mobile industrial - agricultural machinery.



OILMASTER 2

Trilube
Lubricating Solutions
PH:(02) 9820 5400

Website: www.trilube.com.au
Email: sales@trilube.com.au
Fax: (02) 9820 5411
Unit 1/17 Pembury Rd Minto NSW 2566

OILMASTER 2

Chain Lubrication Pump

Description

The Oilmaster 2 Pump is designed to lubricate chains with a wide range of oils of similar viscosity to engine oil. The pump uses a volumetric principal with individual pistons and cylinders for each outlet. Each outlet is individually adjustable between zero and 2.5cc per operation allowing the operator simple and effective control over the system.

The construction of the system means that it is tolerant of all oils within the viscosity range. Each outlet is protected by an individual safety valve which opens at 25 bar (+/-7bar). This means that if for some reason an outlet should become blocked the other outlets will continue to feed. Likewise if very heavy oil were to be used, all valves would open, preventing the pump from hydraulicing and damaging the pump or pipe work.

Specification

Weight (Empty)	1.1kgs
Outlet Delivery	zero to 2.5cc
Stroke	23mm
Length(Overall)	215mm
Diameter	70mm (85mm with Elbow Inlet)
Fixing	3 x M6 at 40mm pcd

Installation

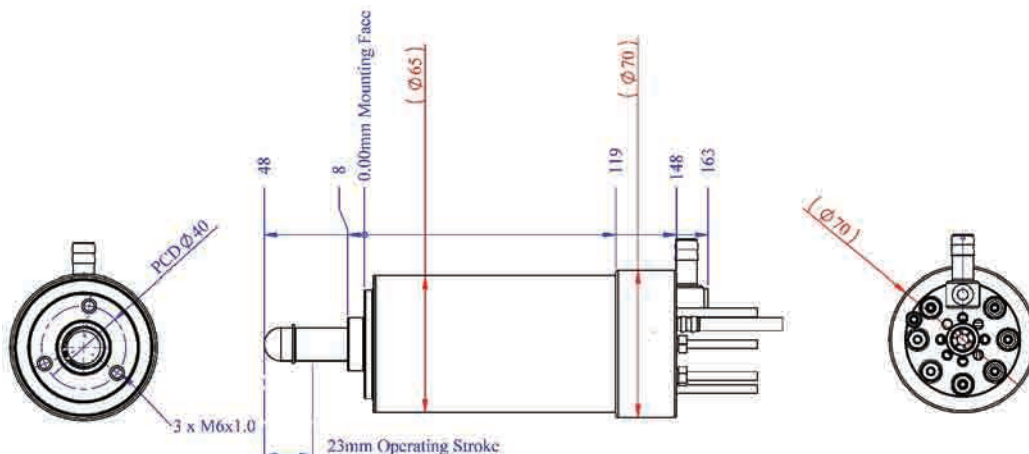
It is strongly advised that the proposed application is discussed with the manufacturer. The inclination and breathing of the pump will effect its efficiency. The method of actuation also needs to be discussed before a final layout can be expected to offer a reliable performance. It is also necessary to ensure that the pump always travels as near to 100% of it's stroke as possible. Partial stroke operation may lead to air remaining in some cylinders and will affect the ratios between outputs.

Adjustment

Adjustment is achieved by winding the screw adjacent to the outlet to be altered. A small screwdriver should be used. Winding in the screw until the head is level with the Brass Adjuster Cup will give maximum output. Care should be taken not to wind the screw beyond it's limits in either direction as this may damage the pump. **ON NO ACCOUNT SHOULD ELECTRIC SCREWDRIVERS BE USED.** Each turn out from maximum will reduce the output by approximately 0.125cc.

Maintenance

The pump is **not serviceable** by the operator. The only routine maintenance required is to keep the filter regularly cleaned and the tank should be emptied and cleaned if dirt or other contaminants collect in it.



OILMASTER 2 GENERAL DIMENSIONS